



Silicon Bridge Rectifiers

RBV25005--RBV2510

FEATURES

- Rating to 1000V PRV
- Surge overload rating to 300 Amperes peak
- Ideal for printed circuit board
- Reliable low cost construction utilizing molded plastic technique results in inexpensive product
- Lead solderable per MIL-STD-202 method 208



Lead-free

MECHANICAL DATA

- Polarity: Symbols molded on body
- Weight: 0.23 ounces, 6.6 grams
- Mounting position: Any

Maximum Ratings (@TA = 25°C unless otherwise specified)

Characteristic	Symbol	RBV	RBV	RBV	RBV	RBV	RBV	RBV	UNITS
		25005	2501	2502	2504	2506	2508	2510	
Maximum recurrent peak reverse voltage	V_{RRM}	50	100	200	400	600	800	1000	V
Maximum RMS voltage	V_{RMS}	35	70	140	280	420	560	700	V
Maximum DC blocking voltage	V_{DC}	50	100	200	400	600	800	1000	V
Maximum average forward Output current @TA=25°C	$I_{F(AV)}$	25							A
Peak forward surge current 8.3ms single half-sine-wave superimposed on rated load	I_{FSM}	300							A

Thermal Characteristics

Characteristic	Symbol	RBV	RBV	RBV	RBV	RBV	RBV	RBV	UNITS
		25005	2501	2502	2504	2506	2508	2510	
Typical junction capacitance per element	C_J	85							pF
Typical thermal resistance	$R_{\theta JC}$	0.6							°C/W
Operating junction temperature range	T_J	- 55 ---- + 150							°C
Storage temperature range	T_{STG}	- 55 ---- + 150							°C

Electrical Characteristics (@TA = 25°C unless otherwise specified)

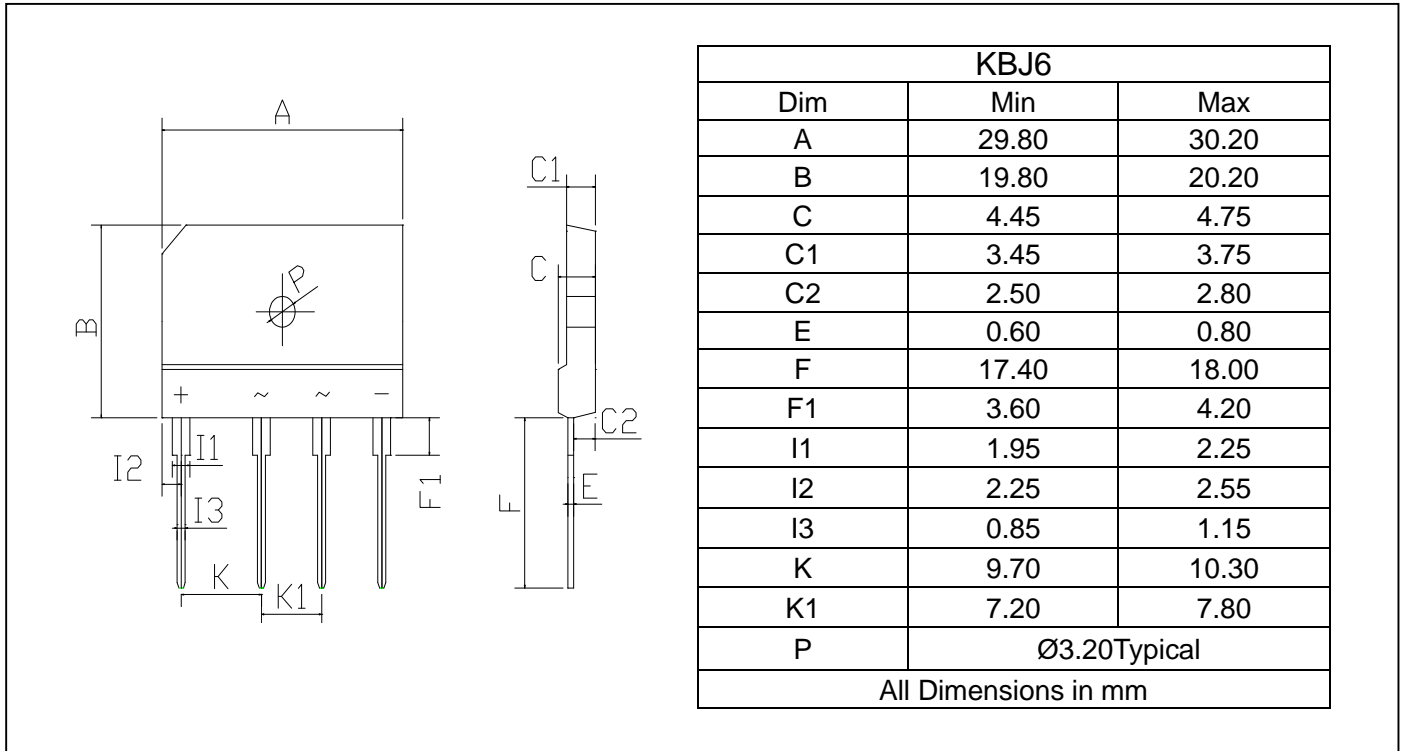
Characteristic	Symbol	RBV	RBV	RBV	RBV	RBV	RBV	RBV	UNITS
		25005	2501	2502	2504	2506	2508	2510	
Maximum instantaneous forward voltage @12.5A	V_F	1.1							V
Maximum reverse current @TA=25 °C at rated DC blocking voltage @TA=100°C	I_R	10.0 0.2							μA mA



Silicon Bridge Rectifiers

RBV25005--RBV2510

PACKAGE OUTLINE DIMENSIONS



PACKAGE INFORMATION

Device	Package	Shipping
RBV25005--RBV2510	KBJ6	250 Units/Box



Silicon Bridge Rectifiers

RBV25005--RBV2510

FIG.1 – PEAK FORWARD SURGE CURRENT

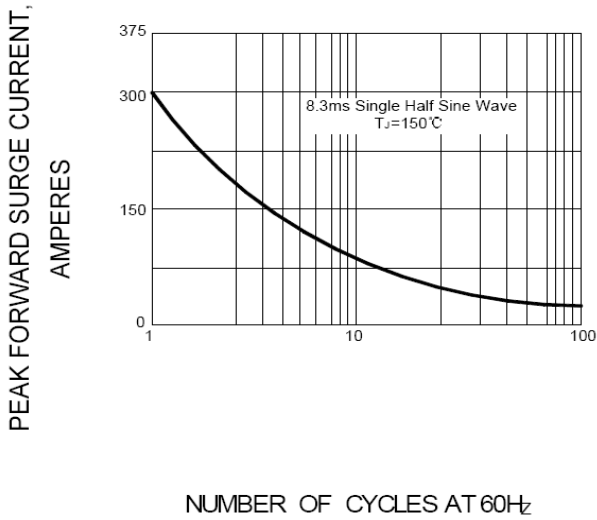


FIG.2 – FORWARD DERATING CURVE

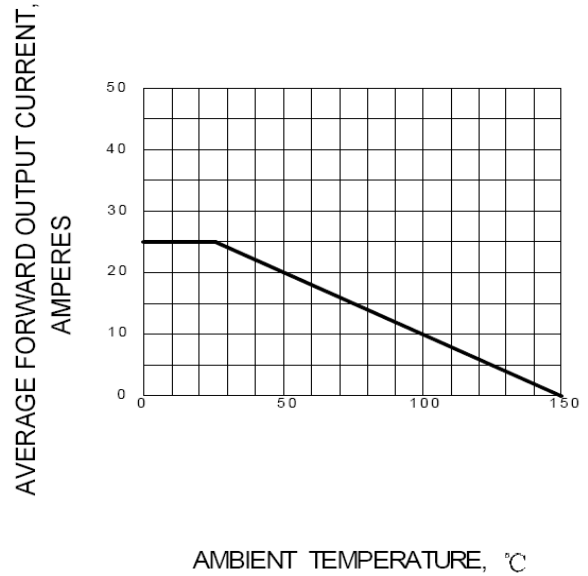


FIG.3 – TYPICAL FORWARD CHARACTERISTIC

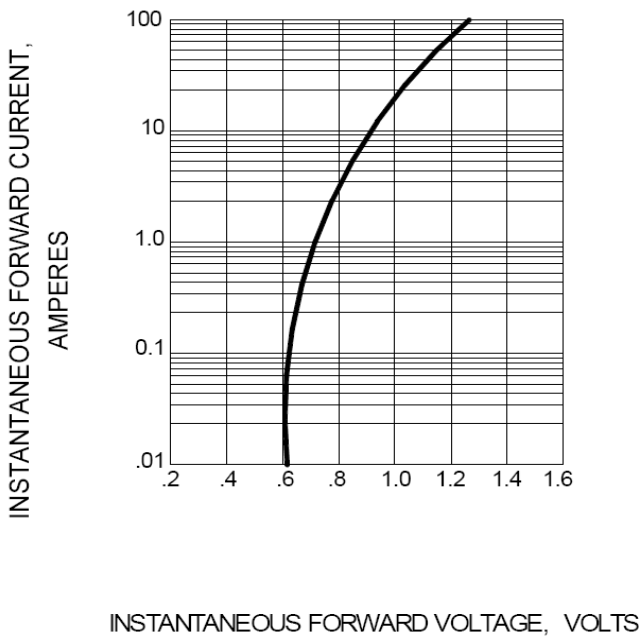


FIG.4 – TYPICAL JUNCTION CAPACITANCE

